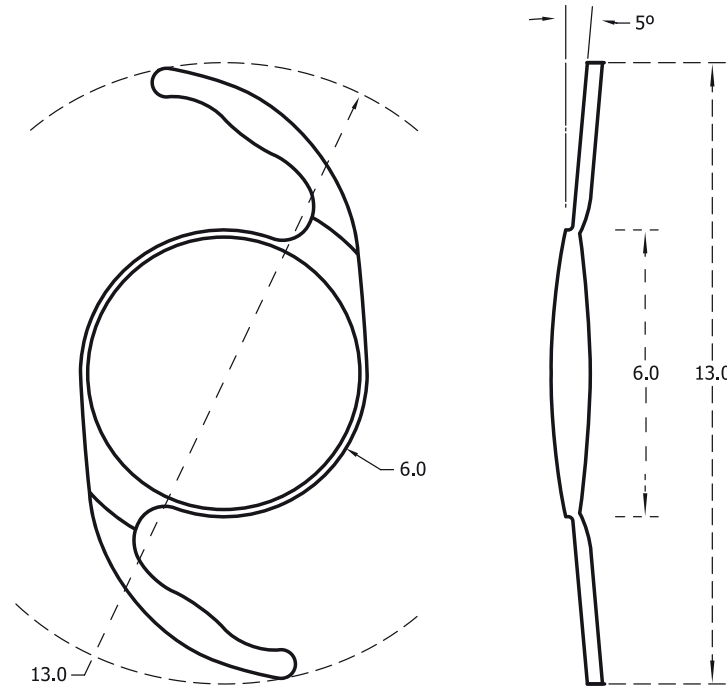



**EASYFLEX**  
Preloaded Hydrophobic Aspheric IOL



tubor design

 [facebook.com/mediphacos](https://facebook.com/mediphacos)  [twitter.com/mediphacos](https://twitter.com/mediphacos)  [youtube.com/mediphacosytchannel](https://youtube.com/mediphacosytchannel)

[www.mediphacos.com](http://www.mediphacos.com)



**MEDIPHACOS**  
OPHTHALMIC PROFESSIONALS

VISION IN EVOLUTION

**READY TO INJECT**

**EASYFLEX**  
Preloaded Hydrophobic Aspheric IOL





ONE-PIECE HYDROPHOBIC ACRYLIC

UV BLOCKER

ASPHERIC OPTICS 6mm


360° SQUARE EDGE

STABLEMAX HAPTIC DESIGN




## ADVANCED PRELOADED DELIVERY SYSTEM

1



Inject viscoelastic into the cartridge tip through the slot of the lens holder.

2



Remove lens holder cap to expose the preloaded IOL.

3



Inject the IOL.

For complete instructions go to: [youtube.com/mediphacosytchannel](https://www.youtube.com/mediphacosytchannel).